


ANDES

Nutritional Information Panel for homemade beverages


Ice Lemon Tea



Nutritional Information Panel			
	Per serving 373ml	Per 100ml	Unit
Energy	137	37	kcal
Protein	0	0	g
Carbohydrate	36	10	g
Total Sugar	35	9	g
Fat	0	0	g
Saturated Fat	0	0	g

*Images for illustration purposes only


Chocolate Milkshake



Nutritional Information Panel			
	Per serving 405ml	Per 100ml	Unit
Energy	579	143	kcal
Protein	9	2	g
Carbohydrate	84	21	g
Total Sugar	68	17	g
Fat	23	6	g
Saturated Fat	19	4.6	g

*Images for illustration purposes only

Vanilla Milkshake




Nutritional Information Panel

	Per serving 345ml	Per 100ml	Unit
Energy	434	126	kcal
Protein	8	2	g
Carbohydrate	48	14	g
Total Sugar	38	11	g
Fat	23	7	g
Saturated Fat	18	5.3	g

*Images for illustration purposes only


Coffee Milkshake



Nutritional Information Panel			
	Per serving 291ml	Per 100ml	Unit
Energy	377	130	kcal
Protein	6	2	g
Carbohydrate	44	15	g
Total Sugar	33	12	g
Fat	19	7	g
Saturated Fat	16	5.6	g

*Images for illustration purposes only


Milo Milkshake



Nutritional Information Panel			
	Per serving 336ml	Per 100ml	Unit
Energy	467	139	kcal
Protein	3	1	g
Carbohydrate	58	17	g
Total Sugar	45	13	g
Lactose	2	1	g
Fat	21	6	g
Saturated Fat	17	5.1	g

*Images for illustration purposes only


Cookies & Cream Milkshake



Nutritional Information Panel			
	Per serving 364ml	Per 100ml	Unit
Energy	528	145	kcal
Protein	9	3	g
Carbohydrate	61	17	g
Total Sugar	46	13	g
Fat	27	7	g
Saturated Fat	20	5.6	g

*Images for illustration purposes only


Rootbeer Float



Nutritional Information Panel			
	Per serving 275ml	Per 100ml	Unit
Energy	196	71	kcal
Protein	2	1	g
Carbohydrate	29	11	g
Total Sugar	24	9	g
Fat	8	3	g
Saturated Fat	6	2.2	g

*Images for illustration purposes only

Coke Float




Nutritional Information Panel

	Per serving 275ml	Per 100ml	Unit
Energy	218	79	kcal
Protein	2	1	g
Carbohydrate	35	13	g
Total Sugar	30	11	g
Fat	8	3	g
Saturated Fat	6	2.2	g

*Images for illustration purposes only


Sprite Float



Nutritional Information Panel			
	Per serving 275ml	Per 100ml	Unit
Energy	196	71	kcal
Protein	2	1	g
Carbohydrate	29	10	g
Total Sugar	24	9	g
Fat	8	3	g
Saturated Fat	6	2.2	g

*Images for illustration purposes only


Milo Dinosaur



Nutritional Information Panel			
	Per serving 300ml	Per 100ml	Unit
Energy	343	114	kcal
Protein	8	3	g
Carbohydrate	48	16	g
Total Sugar	38	13	g
Lactose	7	2	g
Fat	12	4	g
Saturated Fat	8	2.7	g

*Images for illustration purposes only


Mango Fizz



Nutritional Information Panel			
	Per serving 250ml	Per 100ml	Unit
Energy	94	38	kcal
Protein	0	0	g
Carbohydrate	23	9	g
Total Sugar	20	8	g
Fat	0	0	g
Saturated Fat	0	0	g

*Images for illustration purposes only


Apple Passion Fizz



Nutritional Information Panel			
	Per serving 231ml	Per 100ml	Unit
Energy	112	49	kcal
Protein	0	0	g
Carbohydrate	27	12	g
Total Sugar	23	10	g
Fat	0	0	g
Saturated Fat	0	0	g

*Images for illustration purposes only


Peach Fizz



Nutritional Information Panel			
	Per serving 225ml	Per 100ml	Unit
Energy	168	75	kcal
Protein	0	0	g
Carbohydrate	40	18	g
Total Sugar	39	17	g
Fat	0	0	g
Saturated Fat	0	0	g

*Images for illustration purposes only


Blue Colada



Nutritional Information Panel			
	Per serving 225ml	Per 100ml	Unit
Energy	223	99	kcal
Protein	1	0	g
Carbohydrate	50	22	g
Total Sugar	49	22	g
Fat	1	0	g
Saturated Fat	1	0	g

*Images for illustration purposes only


Passion Delight



Nutritional Information Panel			
	Per serving 230ml	Per 100ml	Unit
Energy	93	41	kcal
Protein	0	0	g
Carbohydrate	22	9	g
Total Sugar	21	9	g
Fat	0	0	g
Saturated Fat	0	0	g

*Images for illustration purposes only

Berry Berries




Nutritional Information Panel

	Per serving 245ml	Per 100ml	Unit
Energy	123	50	kcal
Protein	0	0	g
Carbohydrate	30	12	g
Total Sugar	28	11	g
Fat	0	0	g
Saturated Fat	0	0	g

*Images for illustration purposes only

Sunrise



Nutritional Information Panel			
	Per serving 240ml	Per 100ml	Unit
Energy	112	47	kcal
Protein	1	0	g
Carbohydrate	27	11	g
Total Sugar	22	9	g
Fat	0	0	g
Saturated Fat	0	0	g

*Images for illustration purposes only